



Sharing the journey, nurturing the child

Rosemary Lane Nursery School

Hi everyone!

Don't forget that you can email us at rosemary.lane@durhamlearning.net or share things that you have been getting up to on our Twitter [@RosemaryLaneNS](https://twitter.com/RosemaryLaneNS)

Check our website and OurSchoolsApp weekly for more inspiration!

Stay safe everyone!





Sharing the journey, nurturing the child

Purple Teddies



Animal Spa

Helping to look after animals is very important. Why not try making your own animal spa where you could really treat them? You can put your teddies and other animals into your spa, and add soft cushions, blankets, bowls or plates, and maybe a brush to help make their fur look beautiful. I'm sure the animals will love all the love and care you'll give them. Can you find out what real animals need to stay healthy?





Sticky Spiders Web

Using tape make a spiders web. You could use a dice or a spinner to find a number. Can you stick the right number of pom-poms onto the web to be flies?

Sorting Shapes

Look around at home to see how many 2D (flat) shapes you can find and see if you can remember the name and the song for each shape. Now add a collection of 3D (solid) shapes. Can you find a cube, cuboid, cylinder, cone and sphere? Sort your collection into 2D shapes and 3D shapes. You might need to ask a grown up for help with the labels. Happy shape hunt!




Count and Cover

Ask your grown up to make you a game board with each square showing spots 1-12. Next roll two dice and count the total number of spots. Find the matching number of spots on your game board, then cover it up with the matching numeral.

Dot Pictures

Make your own spots using a hole punch then design your own picture! This is great for developing your fine motor skills ready for writing!





Sharing the journey, nurturing the child

Yellow, Orange and White Teddies

Roll, Count and Match

Roll a dice, count the spots and find the numeral to match. Can you count out objects to match?



Pattern Finder

Ask your grown up to make you a pattern matching game. Use coloured building blocks to build a tower to match the pattern. Can you create your own repeating patterns?



Shape Monsters

Use leftover cardboard to make some shape monsters. Can you name the shapes that you have made? How many sides do they have? How many corners? Can you sort some smaller objects to feed to your shape monsters?




Colour Hunt

Go on a nature colour hunt. Can you sort your finds into colour groups? Use your treasures to make matching colour faces!

Colour Hunt

Pick some fresh flowers and place them inside empty egg shells. Fill them up with water and place them in the freezer for a few hours (use the egg box to keep them upright). You could use colour the water with a drop of paint or food colouring. The result is some beautiful natural eggs. Watch what happens as they melt. Can you find up a way to speed up the melting process? Try warm water or even salt.





Sharing the journey, nurturing the child

Green Teddies

1 Add one eye.



2 Add two eyes.



3 Add three eyes.



4 Add four eyes.




Alien Eyes

Can you help the aliens find their eyes? You could use buttons, or draw some eyes to match their number.

Paper Cup Counting

Paper cups are a great way of practising counting accurately. Ask a grown up to write numbers 1-10 into the bottom of the cups. Can you count the matching number of objects into each cup?



Flower Vases

Draw a vase onto some corrugated cardboard and ask a grown up to pierce some holes into it. You can thread flowers that you find outside through the holes to fill your vase.



Car Passengers

Ask a grown up to draw you some cars and number them. Can you place the matching number of passengers into each car? You could make your own number cars using cardboard boxes!

Name Recognition Snack

Use food colouring and letter stamps to press your name into some bread. You can now use it to make a tasty sandwich!





Sharing the journey, nurturing the child

Blue Teddies



Coloured Bubble Art

Add a few drops of paint to your bubble mixture and catch the bubbles on paper to make some fantastic artwork!



Colour Sorting

Use painted cardboard tubes and coloured pegs to make a simple colour sorting activity. Can you name the colours?



Rainbow Ice Gloop

Mix cornflour and water at a 2:1 ratio to make 'gloop'. Drop in some coloured ice cubes to make rainbow gloop! Add a few tools like spoons, bowls and cups and let your child explore as the colours bleed out and spread.



Shape Sponges

Sponges are great for printing with to practise shape names and makes a lovely art. activity for little hands!

Celery Flowers
Celery stalks are great for printing flowers! Simply tie a band around the end of the stalks and dip them into paint to make your own beautiful bouquet!



Natural Faces

Draw a face on some cardboard and use natural materials that you find outside to give them hair! How many different types of hair can you find?